

Math 10 Tables

Probabilities and Percentiles

Standard Normal Distribution (Z) Pages 2-3

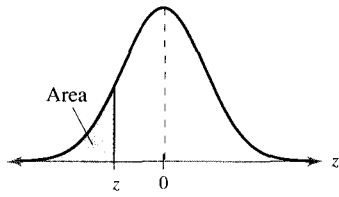
Student t Distribution (t) Page 4

Chi-Square Table (χ^2) Page 5

F – Distribution (F) Pages 6-10

Binomial Distribution Pages 11-14

Table 4—Standard Normal Distribution



z	.09	.08	.07	.06	.05	.04	.03	.02	.01	.00
-3.4	.0002	.0003	.0003	.0003	.0003	.0003	.0003	.0003	.0003	.0003
-3.3	.0003	.0004	.0004	.0004	.0004	.0004	.0004	.0005	.0005	.0005
-3.2	.0005	.0005	.0005	.0006	.0006	.0006	.0006	.0006	.0007	.0007
-3.1	.0007	.0007	.0008	.0008	.0008	.0008	.0009	.0009	.0009	.0010
-3.0	.0010	.0010	.0011	.0011	.0011	.0012	.0012	.0013	.0013	.0013
-2.9	.0014	.0014	.0015	.0015	.0016	.0016	.0017	.0018	.0018	.0019
-2.8	.0019	.0020	.0021	.0021	.0022	.0023	.0023	.0024	.0025	.0026
-2.7	.0026	.0027	.0028	.0029	.0030	.0031	.0032	.0033	.0034	.0035
-2.6	.0036	.0037	.0038	.0039	.0040	.0041	.0043	.0044	.0045	.0047
-2.5	.0048	.0049	.0051	.0052	.0054	.0055	.0057	.0059	.0060	.0062
-2.4	.0064	.0066	.0068	.0069	.0071	.0073	.0075	.0078	.0080	.0082
-2.3	.0084	.0087	.0089	.0091	.0094	.0096	.0099	.0102	.0104	.0107
-2.2	.0110	.0113	.0116	.0119	.0122	.0125	.0129	.0132	.0136	.0139
-2.1	.0143	.0146	.0150	.0154	.0158	.0162	.0166	.0170	.0174	.0179
-2.0	.0183	.0188	.0192	.0197	.0202	.0207	.0212	.0217	.0222	.0228
-1.9	.0233	.0239	.0244	.0250	.0256	.0262	.0268	.0274	.0281	.0287
-1.8	.0294	.0301	.0307	.0314	.0322	.0329	.0336	.0344	.0351	.0359
-1.7	.0367	.0375	.0384	.0392	.0401	.0409	.0418	.0427	.0436	.0446
-1.6	.0455	.0465	.0475	.0485	.0495	.0505	.0516	.0526	.0537	.0548
-1.5	.0559	.0571	.0582	.0594	.0606	.0618	.0630	.0643	.0655	.0668
-1.4	.0681	.0694	.0708	.0721	.0735	.0749	.0764	.0778	.0793	.0808
-1.3	.0823	.0838	.0853	.0869	.0885	.0901	.0918	.0934	.0951	.0968
-1.2	.0985	.1003	.1020	.1038	.1056	.1075	.1093	.1112	.1131	.1151
-1.1	.1170	.1190	.1210	.1230	.1251	.1271	.1292	.1314	.1335	.1357
-1.0	.1379	.1401	.1423	.1446	.1469	.1492	.1515	.1539	.1562	.1587
-0.9	.1611	.1635	.1660	.1685	.1711	.1736	.1762	.1788	.1814	.1841
-0.8	.1867	.1894	.1922	.1949	.1977	.2005	.2033	.2061	.2090	.2119
-0.7	.2148	.2177	.2206	.2236	.2266	.2296	.2327	.2358	.2389	.2420
-0.6	.2451	.2483	.2514	.2546	.2578	.2611	.2643	.2676	.2709	.2743
-0.5	.2776	.2810	.2843	.2877	.2912	.2946	.2981	.3015	.3050	.3085
-0.4	.3121	.3156	.3192	.3228	.3264	.3300	.3336	.3372	.3409	.3446
-0.3	.3483	.3520	.3557	.3594	.3632	.3669	.3707	.3745	.3783	.3821
-0.2	.3859	.3897	.3936	.3974	.4013	.4052	.4090	.4129	.4168	.4207
-0.1	.4247	.4286	.4325	.4364	.4404	.4443	.4483	.4522	.4562	.4602
-0.0	.4641	.4681	.4721	.4761	.4801	.4840	.4880	.4920	.4960	.5000

Critical Values

Level of Confidence <i>c</i>	z_c
0.80	1.28
0.90	1.645
0.95	1.96
0.99	2.575

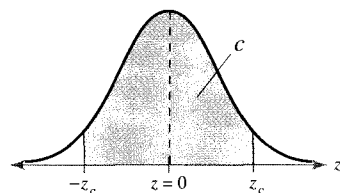
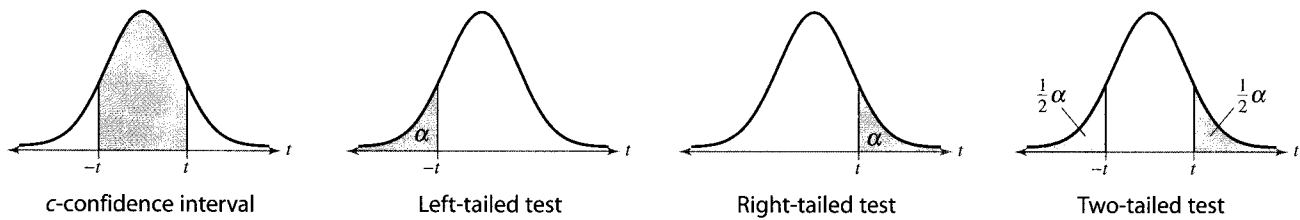


Table A-3, pp. 681–682 from *Probability and Statistics for Engineers and Scientists*, 6e by Watpole, Meyers, and Myers. Copyright 1997. Reprinted by permission of Prentice Hall, Inc., Upper Saddle River, N.J.

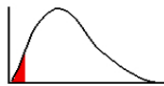
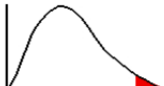
Table 5—t-Distribution



d.f.	Level of confidence, c	0.50	0.80	0.90	0.95	0.98	0.99
	One tail, α	0.25	0.10	0.05	0.025	0.01	0.005
	Two tails, α	0.50	0.20	0.10	0.05	0.02	0.01
1		1.000	3.078	6.314	12.706	31.821	63.657
2		.816	1.886	2.920	4.303	6.965	9.925
3		.765	1.638	2.353	3.182	4.541	5.841
4		.741	1.533	2.132	2.776	3.747	4.604
5		.727	1.476	2.015	2.571	3.365	4.032
6		.718	1.440	1.943	2.447	3.143	3.707
7		.711	1.415	1.895	2.365	2.998	3.499
8		.706	1.397	1.860	2.306	2.896	3.355
9		.703	1.383	1.833	2.262	2.821	3.250
10		.700	1.372	1.812	2.228	2.764	3.169
11		.697	1.363	1.796	2.201	2.718	3.106
12		.695	1.356	1.782	2.179	2.681	3.055
13		.694	1.350	1.771	2.160	2.650	3.012
14		.692	1.345	1.761	2.145	2.624	2.977
15		.691	1.341	1.753	2.131	2.602	2.947
16		.690	1.337	1.746	2.120	2.583	2.921
17		.689	1.333	1.740	2.110	2.567	2.898
18		.688	1.330	1.734	2.101	2.552	2.878
19		.688	1.328	1.729	2.093	2.539	2.861
20		.687	1.325	1.725	2.086	2.528	2.845
21		.686	1.323	1.721	2.080	2.518	2.831
22		.686	1.321	1.717	2.074	2.508	2.819
23		.685	1.319	1.714	2.069	2.500	2.807
24		.685	1.318	1.711	2.064	2.492	2.797
25		.684	1.316	1.708	2.060	2.485	2.787
26		.684	1.315	1.706	2.056	2.479	2.779
27		.684	1.314	1.703	2.052	2.473	2.771
28		.683	1.313	1.701	2.048	2.467	2.763
29		.683	1.311	1.699	2.045	2.462	2.756
∞		.674	1.282	1.645	1.960	2.326	2.576

Adapted from W. H. Beyer, *Handbook of Tables of Probability and Statistics*, 2e, CRC Press, Boca Raton, Florida, 1986. Reprinted with permission.

Pg 5 Chi-Square Distribution Table

	LEFT TAIL VALUES					RIGHT TAIL VALUES				
										
Conf Interval	99%	98%	95%	90%	80%	80%	90%	95%	98%	99%
Two tail α	0.01	0.02	0.05	0.1	0.2	0.2	0.1	0.05	0.02	0.01
One tail α	0.005	0.01	0.025	0.05	0.1	0.1	0.05	0.025	0.01	0.005
df = 1	0.00004	0.00016	0.0010	0.0039	0.016	2.706	3.841	5.024	6.635	7.879
df = 2	0.010	0.020	0.051	0.103	0.211	4.605	5.991	7.378	9.210	10.597
df = 3	0.072	0.115	0.216	0.352	0.584	6.251	7.815	9.348	11.345	12.838
df = 4	0.207	0.297	0.484	0.711	1.064	7.779	9.488	11.143	13.277	14.860
df = 5	0.412	0.554	0.831	1.145	1.610	9.236	11.070	12.833	15.086	16.750
df = 6	0.676	0.872	1.237	1.635	2.204	10.645	12.592	14.449	16.812	18.548
df = 7	0.989	1.239	1.690	2.167	2.833	12.017	14.067	16.013	18.475	20.278
df = 8	1.344	1.646	2.180	2.733	3.490	13.362	15.507	17.535	20.090	21.955
df = 9	1.735	2.088	2.700	3.325	4.168	14.684	16.919	19.023	21.666	23.589
df = 10	2.156	2.558	3.247	3.940	4.865	15.987	18.307	20.483	23.209	25.188
df = 11	2.603	3.053	3.816	4.575	5.578	17.275	19.675	21.920	24.725	26.757
df = 12	3.074	3.571	4.404	5.226	6.304	18.549	21.026	23.337	26.217	28.300
df = 13	3.565	4.107	5.009	5.892	7.042	19.812	22.362	24.736	27.688	29.819
df = 14	4.075	4.660	5.629	6.571	7.790	21.064	23.685	26.119	29.141	31.319
df = 15	4.601	5.229	6.262	7.261	8.547	22.307	24.996	27.488	30.578	32.801
df = 16	5.142	5.812	6.908	7.962	9.312	23.542	26.296	28.845	32.000	34.267
df = 17	5.697	6.408	7.564	8.672	10.085	24.769	27.587	30.191	33.409	35.718
df = 18	6.265	7.015	8.231	9.390	10.865	25.989	28.869	31.526	34.805	37.156
df = 19	6.844	7.633	8.907	10.117	11.651	27.204	30.144	32.852	36.191	38.582
df = 20	7.434	8.260	9.591	10.851	12.443	28.412	31.410	34.170	37.566	39.997
df = 21	8.034	8.897	10.283	11.591	13.240	29.615	32.671	35.479	38.932	41.401
df = 22	8.643	9.542	10.982	12.338	14.041	30.813	33.924	36.781	40.289	42.796
df = 23	9.260	10.196	11.689	13.091	14.848	32.007	35.172	38.076	41.638	44.181
df = 24	9.886	10.856	12.401	13.848	15.659	33.196	36.415	39.364	42.980	45.559
df = 25	10.520	11.524	13.120	14.611	16.473	34.382	37.652	40.646	44.314	46.928
df = 26	11.160	12.198	13.844	15.379	17.292	35.563	38.885	41.923	45.642	48.290
df = 27	11.808	12.879	14.573	16.151	18.114	36.741	40.113	43.195	46.963	49.645
df = 28	12.461	13.565	15.308	16.928	18.939	37.916	41.337	44.461	48.278	50.993
df = 29	13.121	14.256	16.047	17.708	19.768	39.087	42.557	45.722	49.588	52.336
df = 30	13.787	14.953	16.791	18.493	20.599	40.256	43.773	46.979	50.892	53.672
df = 40	20.707	22.164	24.433	26.509	29.051	51.805	55.758	59.342	63.691	66.766
df = 50	27.991	29.707	32.357	34.764	37.689	63.167	67.505	71.420	76.154	79.490
df = 60	35.534	37.485	40.482	43.188	46.459	74.397	79.082	83.298	88.379	91.952
df = 70	43.275	45.442	48.758	51.739	55.329	85.527	90.531	95.023	100.425	104.215
df = 80	51.172	53.540	57.153	60.391	64.278	96.578	101.879	106.629	112.329	116.321
df = 90	59.196	61.754	65.647	69.126	73.291	107.565	113.145	118.136	124.116	128.299
df = 100	67.328	70.065	74.222	77.929	82.358	118.498	124.342	129.561	135.807	140.169

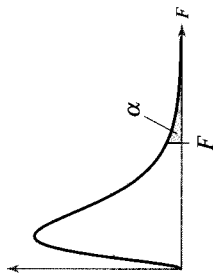


Table 7—F-Distribution

d.f. _D : Degrees of freedom, denominator	d.f. _N : Degrees of freedom, numerator																		
	1	2	3	4	5	6	7	8	9	10	12	15	20	24	30	40	60	120	∞
1	16211	20000	21615	22500	23056	23437	23715	23925	24091	24224	24426	24630	24836	24940	25044	25148	25253	25359	25465
2	198.5	199.0	199.2	199.2	199.3	199.3	199.4	199.4	199.4	199.4	199.4	199.4	199.4	199.4	199.5	199.5	199.5	199.5	199.5
3	55.55	49.80	47.47	46.19	45.39	44.84	44.43	44.13	43.88	43.69	43.39	43.08	42.78	42.62	42.47	42.31	42.15	41.99	41.83
4	31.33	26.28	24.26	23.15	22.46	21.97	21.62	21.35	21.14	20.97	20.70	20.44	20.17	20.03	19.89	19.75	19.61	19.47	19.32
5	22.78	18.31	16.53	15.56	14.94	14.51	14.20	13.96	13.77	13.62	13.38	13.15	12.90	12.78	12.66	12.53	12.40	12.27	12.14
6	18.63	14.54	12.92	12.03	11.46	11.07	10.79	10.57	10.39	10.25	10.03	9.81	9.59	9.47	9.36	9.24	9.12	9.00	8.88
7	16.24	12.40	10.88	10.05	9.52	9.16	8.89	8.68	8.51	8.38	8.18	7.97	7.75	7.65	7.53	7.42	7.31	7.19	7.08
8	14.69	11.04	9.60	8.81	8.30	7.95	7.69	7.50	7.34	7.21	7.01	6.81	6.61	6.50	6.40	6.29	6.18	6.06	5.95
9	13.61	10.11	8.72	7.96	7.47	7.13	6.88	6.69	6.54	6.42	6.23	6.03	5.83	5.73	5.62	5.52	5.41	5.30	5.19
10	12.83	9.43	8.08	7.34	6.87	6.54	6.30	6.12	5.97	5.85	5.66	5.47	5.27	5.17	5.07	4.97	4.86	4.75	4.64
11	12.73	8.91	7.60	6.88	6.42	6.10	5.86	5.68	5.54	5.42	5.24	5.05	4.86	4.76	4.65	4.55	4.44	4.34	4.23
12	11.75	8.51	7.23	6.52	6.07	5.76	5.52	5.35	5.20	5.09	4.91	4.72	4.53	4.43	4.33	4.23	4.12	4.01	3.90
13	11.37	8.19	6.93	6.23	5.79	5.48	5.25	5.08	4.94	4.82	4.64	4.46	4.27	4.17	4.07	3.97	3.87	3.76	3.65
14	11.06	7.92	6.68	6.00	5.56	5.26	5.03	4.86	4.72	4.60	4.43	4.25	4.06	3.96	3.86	3.76	3.66	3.55	3.44
15	10.80	7.70	6.48	5.80	5.37	5.07	4.85	4.67	4.54	4.42	4.25	4.07	3.88	3.79	3.69	3.58	3.48	3.37	3.26
16	10.58	7.51	6.30	5.64	5.21	4.91	4.69	4.52	4.38	4.27	4.10	3.92	3.73	3.64	3.54	3.44	3.33	3.22	3.11
17	10.38	7.35	6.16	5.50	5.07	4.78	4.56	4.39	4.25	4.14	3.97	3.79	3.61	3.51	3.41	3.31	3.21	3.10	2.98
18	10.22	7.21	6.03	5.37	4.96	4.66	4.44	4.28	4.14	4.03	3.86	3.68	3.50	3.40	3.30	3.20	3.10	2.99	2.87
19	10.07	7.09	5.92	5.27	4.85	4.56	4.34	4.18	4.04	3.93	3.76	3.59	3.40	3.31	3.21	3.11	3.00	2.89	2.78
20	9.94	6.99	5.82	5.17	4.76	4.47	4.26	4.09	3.96	3.85	3.68	3.50	3.32	3.22	3.12	3.02	2.92	2.81	2.69
21	9.83	6.89	5.73	5.09	4.68	4.39	4.18	4.01	3.88	3.77	3.60	3.43	3.24	3.15	3.05	2.95	2.84	2.73	2.61
22	9.73	6.81	5.65	5.02	4.61	4.32	4.11	3.94	3.81	3.70	3.54	3.36	3.18	3.08	2.98	2.88	2.77	2.66	2.55
23	9.63	6.73	5.58	4.95	4.54	4.26	4.05	3.88	3.75	3.64	3.47	3.30	3.12	3.01	2.92	2.82	2.72	2.61	2.50
24	9.55	6.66	5.52	4.89	4.49	4.20	3.99	3.83	3.69	3.58	3.42	3.25	3.06	2.97	2.87	2.77	2.66	2.55	2.43
25	9.48	6.60	5.46	4.84	4.43	4.15	3.94	3.78	3.64	3.54	3.37	3.20	3.01	2.92	2.82	2.72	2.61	2.50	2.38
26	9.41	6.54	5.41	4.79	4.38	4.10	3.89	3.73	3.60	3.49	3.33	3.15	2.97	2.87	2.77	2.67	2.56	2.45	2.33
27	9.34	6.49	5.36	4.74	4.34	4.06	3.85	3.69	3.56	3.45	3.28	3.11	2.93	2.83	2.73	2.63	2.52	2.41	2.29
28	9.28	6.44	5.32	4.70	4.30	4.02	3.81	3.65	3.52	3.41	3.25	3.07	2.89	2.79	2.69	2.59	2.48	2.37	2.25
29	9.23	6.40	5.28	4.66	4.26	3.98	3.77	3.61	3.48	3.38	3.21	3.04	2.86	2.76	2.66	2.56	2.45	2.33	2.24
30	9.18	6.35	5.24	4.62	4.23	3.95	3.74	3.58	3.45	3.34	3.18	3.01	2.82	2.73	2.63	2.52	2.42	2.30	2.18
40	8.83	6.07	4.98	4.37	3.99	3.71	3.51	3.35	3.22	3.12	2.95	2.78	2.60	2.50	2.40	2.30	2.18	2.06	1.93
60	8.49	5.79	4.73	4.14	3.76	3.49	3.29	3.13	3.01	2.90	2.74	2.57	2.39	2.29	2.19	2.08	1.96	1.83	1.69
120	8.18	5.54	4.50	3.92	3.55	3.28	3.09	2.93	2.81	2.71	2.54	2.37	2.19	2.09	1.98	1.87	1.75	1.61	1.43
∞	7.88	5.30	4.28	3.72	3.35	3.09	2.90	2.74	2.62	2.52	2.36	2.19	2.00	1.90	1.79	1.67	1.53	1.36	1.00

Table 7—F-Distribution (continued)

d.f. _D : Degrees of freedom, denominator	α = 0.01																	∞	
	d.f. _N : Degrees of freedom, numerator																		
	1	2	3	4	5	6	7	8	9	10	12	15	20	24	30	40	60	120	6339
1	4052	4999.5	5403	5625	5764	5859	5928	5982	6022	6056	6106	6157	6209	6235	6261	6287	6313	6339	6366
2	98.50	99.00	99.17	99.25	99.30	99.33	99.36	99.37	99.39	99.40	99.42	99.43	99.45	99.46	99.47	99.47	99.48	99.49	99.50
3	34.12	30.82	29.46	28.71	28.24	27.91	27.67	27.49	27.35	27.23	27.05	26.87	26.69	26.60	26.50	26.41	26.32	26.22	26.13
4	21.20	18.00	16.69	15.98	15.52	15.21	14.98	14.80	14.66	14.55	14.20	14.20	14.02	13.93	13.84	13.75	13.65	13.56	13.46
5	16.26	13.27	12.06	11.39	10.97	10.67	10.46	10.29	10.16	10.05	9.89	9.72	9.55	9.47	9.38	9.29	9.20	9.11	9.02
6	13.75	10.92	9.78	9.15	8.75	8.47	8.26	8.10	7.98	7.87	7.72	7.56	7.40	7.31	7.23	7.14	7.06	6.97	6.88
7	12.25	9.55	8.45	7.85	7.46	7.19	6.99	6.84	6.72	6.62	6.47	6.31	6.16	6.07	5.99	5.91	5.82	5.74	5.65
8	11.26	8.65	7.59	7.01	6.63	6.37	6.18	6.03	5.91	5.81	5.67	5.52	5.36	5.28	5.20	5.12	5.03	4.95	4.86
9	10.56	8.02	6.99	6.42	6.06	5.80	5.61	5.47	5.35	5.26	5.11	4.96	4.81	4.73	4.65	4.57	4.48	4.40	4.31
10	10.04	7.56	6.55	5.99	5.64	5.39	5.20	5.06	4.94	4.85	4.71	4.56	4.41	4.33	4.25	4.17	4.08	4.00	3.91
11	9.65	7.21	6.22	5.67	5.32	5.07	4.89	4.74	4.63	4.54	4.40	4.25	4.10	4.02	3.94	3.86	3.78	3.69	3.60
12	9.33	6.93	5.95	5.41	5.06	4.82	4.64	4.50	4.39	4.30	4.16	4.01	3.86	3.78	3.70	3.62	3.54	3.45	3.36
13	9.07	6.70	5.74	5.21	4.86	4.62	4.44	4.30	4.19	4.10	3.96	3.82	3.66	3.59	3.51	3.43	3.34	3.25	3.17
14	8.86	6.51	5.56	5.04	4.69	4.46	4.28	4.14	4.03	3.94	3.80	3.66	3.51	3.43	3.35	3.27	3.18	3.09	3.00
15	8.68	6.36	5.42	4.89	4.56	4.32	4.14	4.00	3.89	3.80	3.67	3.52	3.37	3.29	3.21	3.13	3.05	2.96	2.87
16	8.53	6.23	5.29	4.77	4.44	4.20	4.03	3.89	3.78	3.69	3.55	3.41	3.26	3.18	3.10	3.02	2.93	2.84	2.75
17	8.40	6.11	5.18	4.67	4.34	4.10	3.93	3.79	3.68	3.59	3.46	3.31	3.16	3.08	3.00	2.92	2.83	2.75	2.65
18	8.29	6.01	5.09	4.58	4.25	4.01	3.84	3.71	3.60	3.51	3.37	3.23	3.08	3.00	2.92	2.84	2.75	2.66	2.57
19	8.18	5.93	5.01	4.50	4.17	3.94	3.77	3.63	3.52	3.43	3.30	3.15	3.00	2.92	2.84	2.76	2.67	2.58	2.49
20	8.10	5.85	4.94	4.43	4.10	3.87	3.70	3.56	3.46	3.37	3.23	3.09	2.94	2.86	2.78	2.69	2.61	2.52	2.42
21	8.02	5.78	4.87	4.37	4.04	3.81	3.64	3.51	3.40	3.31	3.17	3.03	2.88	2.80	2.72	2.64	2.55	2.46	2.36
22	7.95	5.72	4.82	4.31	3.99	3.76	3.59	3.45	3.35	3.26	3.12	2.98	2.83	2.75	2.67	2.58	2.50	2.40	2.31
23	7.88	5.66	4.76	4.26	3.94	3.71	3.54	3.41	3.30	3.21	3.07	2.93	2.78	2.70	2.62	2.54	2.45	2.35	2.26
24	7.82	5.61	4.72	4.22	3.90	3.67	3.50	3.36	3.26	3.17	3.03	2.89	2.74	2.66	2.58	2.49	2.40	2.31	2.21
25	7.77	5.57	4.68	4.18	3.85	3.63	3.46	3.32	3.22	3.13	2.99	2.85	2.70	2.62	2.54	2.45	2.36	2.27	2.17
26	7.72	5.53	4.64	4.14	3.82	3.59	3.42	3.29	3.18	3.09	2.96	2.81	2.66	2.58	2.50	2.42	2.33	2.23	2.13
27	7.68	5.49	4.60	4.11	3.78	3.56	3.39	3.26	3.15	3.06	2.93	2.78	2.63	2.55	2.47	2.38	2.29	2.20	2.10
28	7.64	5.45	4.57	4.07	3.75	3.53	3.36	3.23	3.12	3.03	2.90	2.75	2.60	2.52	2.44	2.35	2.26	2.17	2.06
29	7.60	5.42	4.54	4.04	3.73	3.50	3.33	3.20	3.09	3.00	2.87	2.73	2.57	2.49	2.41	2.33	2.23	2.14	2.03
30	7.56	5.39	4.51	4.02	3.70	3.47	3.30	3.17	3.07	2.98	2.84	2.70	2.55	2.47	2.39	2.30	2.21	2.11	2.01
40	7.31	5.18	4.31	3.83	3.51	3.29	3.12	2.99	2.89	2.80	2.66	2.52	2.37	2.29	2.20	2.11	2.02	1.92	1.80
60	7.08	4.98	4.13	3.65	3.34	3.12	2.95	2.82	2.72	2.63	2.50	2.35	2.20	2.12	2.03	1.94	1.84	1.73	1.60
120	6.85	4.79	3.95	3.48	3.17	2.96	2.79	2.66	2.56	2.47	2.34	2.19	2.03	1.95	1.86	1.76	1.66	1.53	1.38
∞	6.63	4.61	3.78	3.32	3.02	2.80	2.64	2.51	2.41	2.32	2.18	2.04	1.88	1.79	1.70	1.59	1.47	1.32	1.00

Table 7—F-Distribution (continued)

d.f. _D : Degrees of freedom, denominator	α = 0.025																		
	d.f. _N : Degrees of freedom, numerator																		
	1	2	3	4	5	6	7	8	9	10	12	15	20	24	30	40	60	120	∞
1	647.8	799.5	864.2	899.6	921.8	937.1	948.2	956.7	963.3	968.6	976.7	984.9	993.1	997.2	1001	1006	1010	1014	1018
2	38.51	39.00	39.17	39.25	39.30	39.33	39.36	39.37	39.39	39.40	39.41	39.43	39.45	39.46	39.46	39.47	39.48	39.49	39.50
3	17.44	16.04	15.44	15.10	14.88	14.73	14.62	14.54	14.47	14.42	14.34	14.25	14.17	14.12	14.08	14.04	13.99	13.95	13.90
4	12.22	10.65	9.98	9.60	9.36	9.20	9.07	8.98	8.90	8.84	8.75	8.66	8.56	8.51	8.46	8.41	8.36	8.31	8.26
5	10.01	8.43	7.76	7.39	7.15	6.98	6.85	6.76	6.68	6.62	6.52	6.43	6.33	6.28	6.23	6.18	6.12	6.07	6.02
6	8.81	7.26	6.60	6.23	5.99	5.82	5.70	5.60	5.52	5.46	5.37	5.27	5.17	5.12	5.07	5.01	4.96	4.90	4.85
7	8.07	6.54	5.89	5.52	5.29	5.12	4.99	4.90	4.82	4.76	4.67	4.57	4.47	4.42	4.36	4.31	4.25	4.20	4.14
8	7.57	6.06	5.42	5.05	4.82	4.65	4.53	4.43	4.36	4.30	4.20	4.10	4.00	3.95	3.89	3.84	3.78	3.73	3.67
9	7.21	5.71	5.08	4.72	4.48	4.32	4.20	4.10	4.03	3.96	3.87	3.77	3.67	3.61	3.56	3.51	3.45	3.39	3.33
10	6.94	5.46	4.83	4.47	4.24	4.07	3.95	3.85	3.78	3.72	3.62	3.52	3.42	3.37	3.31	3.26	3.20	3.14	3.08
11	6.72	5.26	4.63	4.28	4.04	3.88	3.76	3.66	3.59	3.53	3.43	3.33	3.23	3.17	3.12	3.06	3.00	2.94	2.88
12	6.55	5.10	4.47	4.12	3.89	3.73	3.61	3.51	3.44	3.37	3.28	3.18	3.07	3.02	2.96	2.91	2.85	2.79	2.72
13	6.41	4.97	4.35	4.00	3.77	3.60	3.48	3.39	3.31	3.25	3.15	3.05	2.95	2.89	2.84	2.78	2.72	2.66	2.60
14	6.30	4.86	4.24	3.89	3.66	3.50	3.38	3.29	3.21	3.15	3.05	2.95	2.84	2.79	2.73	2.67	2.61	2.55	2.49
15	6.20	4.77	4.15	3.80	3.58	3.41	3.29	3.20	3.12	3.06	2.96	2.86	2.76	2.70	2.64	2.59	2.52	2.46	2.40
16	6.12	4.69	4.08	3.73	3.50	3.34	3.22	3.12	3.05	2.99	2.89	2.79	2.68	2.63	2.57	2.51	2.45	2.38	2.32
17	6.04	4.62	4.01	3.66	3.44	3.28	3.16	3.06	2.98	2.92	2.82	2.72	2.62	2.56	2.50	2.44	2.38	2.32	2.25
18	5.98	4.56	3.95	3.61	3.38	3.22	3.10	3.01	2.93	2.87	2.77	2.67	2.56	2.50	2.44	2.38	2.32	2.26	2.19
19	5.92	4.51	3.90	3.56	3.33	3.17	3.05	2.96	2.88	2.82	2.72	2.62	2.51	2.45	2.39	2.33	2.27	2.20	2.13
20	5.87	4.46	3.86	3.51	3.29	3.13	3.01	2.91	2.84	2.77	2.68	2.57	2.46	2.41	2.35	2.29	2.22	2.16	2.09
21	5.83	4.42	3.82	3.48	3.25	3.09	2.97	2.87	2.80	2.73	2.64	2.53	2.42	2.37	2.31	2.25	2.18	2.11	2.04
22	5.79	4.38	3.78	3.44	3.22	3.05	2.93	2.84	2.76	2.70	2.60	2.50	2.39	2.33	2.27	2.21	2.14	2.08	2.00
23	5.75	4.35	3.75	3.41	3.18	3.02	2.90	2.81	2.73	2.67	2.57	2.47	2.36	2.30	2.24	2.18	2.11	2.04	1.97
24	5.72	4.32	3.72	3.38	3.15	2.99	2.87	2.78	2.70	2.64	2.54	2.44	2.33	2.27	2.21	2.15	2.08	2.01	1.94
25	5.69	4.29	3.69	3.35	3.13	2.97	2.85	2.75	2.68	2.61	2.51	2.41	2.30	2.24	2.18	2.12	2.05	1.98	1.91
26	5.66	4.27	3.67	3.33	3.10	2.94	2.82	2.73	2.65	2.59	2.49	2.39	2.25	2.22	2.16	2.09	2.03	1.95	1.88
27	5.63	4.24	3.65	3.31	3.08	2.92	2.80	2.71	2.63	2.57	2.47	2.36	2.25	2.19	2.13	2.07	2.00	1.93	1.85
28	5.61	4.22	3.63	3.29	3.06	2.90	2.78	2.69	2.61	2.55	2.45	2.34	2.23	2.17	2.11	2.05	1.98	1.91	1.83
29	5.59	4.20	3.61	3.27	3.04	2.88	2.76	2.67	2.59	2.53	2.43	2.32	2.21	2.15	2.09	2.03	1.96	1.89	1.81
30	5.57	4.18	3.59	3.25	3.03	2.87	2.75	2.65	2.57	2.51	2.41	2.31	2.20	2.14	2.07	2.01	1.94	1.87	1.79
40	5.42	4.05	3.46	3.13	2.90	2.74	2.62	2.53	2.45	2.39	2.29	2.18	2.07	2.01	1.94	1.88	1.80	1.72	1.64
60	5.29	3.93	3.34	3.01	2.79	2.63	2.51	2.41	2.33	2.27	2.17	2.06	1.94	1.88	1.82	1.74	1.67	1.58	1.48
120	5.15	3.80	3.23	2.89	2.67	2.52	2.39	2.30	2.22	2.16	2.05	1.94	1.82	1.76	1.69	1.61	1.53	1.43	1.31
∞	5.02	3.69	3.12	2.79	2.57	2.41	2.29	2.19	2.11	2.05	1.94	1.83	1.71	1.64	1.57	1.48	1.39	1.27	1.00

Table 7—F-Distribution (continued)

d.f. _D : Degrees of freedom, denominator	d.f. _N : Degrees of freedom, numerator																		
	α = 0.05																		
	1	2	3	4	5	6	7	8	9	10	12	15	20	24	30	40	60	120	∞
1	161.4	199.5	215.7	224.6	230.2	234.0	236.8	238.9	240.5	241.9	243.9	245.9	248.0	249.1	250.1	251.1	252.2	253.3	254.3
2	18.51	19.00	19.16	19.25	19.30	19.33	19.35	19.37	19.38	19.40	19.41	19.43	19.45	19.45	19.46	19.47	19.48	19.49	19.50
3	10.13	9.55	9.28	9.12	9.01	8.94	8.89	8.85	8.81	8.79	8.74	8.70	8.66	8.64	8.62	8.59	8.57	8.55	8.53
4	7.71	6.94	6.59	6.39	6.26	6.16	6.09	6.04	6.00	5.96	5.91	5.86	5.80	5.77	5.75	5.72	5.69	5.66	5.63
5	6.61	5.79	5.41	5.19	5.05	4.95	4.88	4.82	4.77	4.74	4.68	4.62	4.56	4.53	4.50	4.46	4.43	4.40	4.36
6	5.99	5.14	4.76	4.53	4.39	4.28	4.21	4.15	4.10	4.06	4.00	3.94	3.87	3.84	3.81	3.77	3.74	3.70	3.67
7	5.59	4.74	4.35	4.12	3.97	3.87	3.79	3.73	3.68	3.64	3.57	3.51	3.44	3.41	3.38	3.34	3.30	3.27	3.23
8	5.32	4.46	4.07	3.84	3.69	3.58	3.50	3.44	3.39	3.35	3.28	3.22	3.15	3.12	3.08	3.04	3.01	2.97	2.93
9	5.12	4.26	3.86	3.63	3.48	3.37	3.29	3.23	3.18	3.14	3.07	3.01	2.94	2.90	2.86	2.83	2.79	2.75	2.71
10	4.96	4.10	3.71	3.48	3.33	3.22	3.14	3.07	3.02	2.98	2.91	2.85	2.77	2.74	2.70	2.66	2.62	2.58	2.54
11	4.84	3.98	3.59	3.36	3.20	3.09	3.01	2.95	2.90	2.85	2.79	2.72	2.65	2.61	2.57	2.53	2.49	2.45	2.40
12	4.75	3.89	3.49	3.26	3.11	3.00	2.91	2.85	2.80	2.75	2.69	2.62	2.54	2.51	2.47	2.43	2.38	2.34	2.30
13	4.67	3.81	3.41	3.18	3.03	2.92	2.83	2.77	2.71	2.67	2.60	2.53	2.46	2.42	2.38	2.34	2.30	2.25	2.21
14	4.60	3.74	3.34	3.11	2.96	2.85	2.76	2.70	2.65	2.60	2.53	2.46	2.39	2.35	2.31	2.27	2.22	2.18	2.13
15	4.54	3.68	3.29	3.06	2.90	2.79	2.71	2.64	2.59	2.54	2.48	2.40	2.33	2.29	2.25	2.20	2.16	2.11	2.07
16	4.49	3.63	3.24	3.01	2.85	2.74	2.66	2.59	2.54	2.49	2.42	2.35	2.28	2.24	2.19	2.15	2.10	2.06	2.01
17	4.45	3.59	3.20	2.96	2.81	2.70	2.61	2.55	2.49	2.45	2.38	2.31	2.23	2.19	2.15	2.10	2.06	2.01	1.96
18	4.41	3.55	3.16	2.93	2.77	2.66	2.58	2.51	2.46	2.41	2.34	2.27	2.19	2.15	2.11	2.07	2.03	1.98	1.92
19	4.38	3.52	3.13	2.90	2.74	2.63	2.54	2.48	2.42	2.38	2.31	2.23	2.16	2.11	2.07	2.03	1.98	1.93	1.88
20	4.35	3.49	3.10	2.87	2.71	2.60	2.51	2.45	2.39	2.35	2.28	2.20	2.12	2.08	2.04	1.99	1.95	1.90	1.84
21	4.32	3.47	3.07	2.84	2.68	2.57	2.49	2.42	2.37	2.32	2.25	2.18	2.10	2.05	2.01	1.96	1.92	1.87	1.81
22	4.30	3.44	3.05	2.82	2.66	2.55	2.46	2.40	2.34	2.30	2.23	2.15	2.07	2.03	1.98	1.94	1.89	1.84	1.78
23	4.28	3.42	3.03	2.80	2.64	2.53	2.44	2.37	2.32	2.27	2.20	2.13	2.05	2.01	1.96	1.91	1.86	1.81	1.76
24	4.26	3.40	3.01	2.78	2.62	2.51	2.42	2.36	2.30	2.25	2.18	2.11	2.03	1.98	1.94	1.89	1.84	1.79	1.73
25	4.24	3.39	2.99	2.76	2.60	2.49	2.40	2.34	2.28	2.24	2.16	2.09	2.01	1.96	1.92	1.87	1.82	1.77	1.71
26	4.23	3.37	2.98	2.74	2.59	2.47	2.39	2.32	2.27	2.22	2.15	2.07	1.99	1.95	1.90	1.85	1.80	1.75	1.69
27	4.21	3.35	2.96	2.73	2.57	2.46	2.37	2.31	2.25	2.20	2.13	2.06	1.97	1.93	1.88	1.84	1.79	1.73	1.67
28	4.20	3.34	2.95	2.71	2.56	2.45	2.36	2.29	2.24	2.19	2.12	2.04	1.96	1.91	1.87	1.82	1.77	1.71	1.65
29	4.18	3.33	2.93	2.70	2.55	2.43	2.35	2.28	2.22	2.18	2.10	2.03	1.94	1.90	1.85	1.81	1.75	1.70	1.64
30	4.17	3.32	2.92	2.69	2.53	2.42	2.33	2.27	2.21	2.16	2.09	2.01	1.93	1.89	1.84	1.79	1.74	1.68	1.62
40	4.08	3.23	2.84	2.61	2.45	2.34	2.25	2.18	2.12	2.08	2.00	1.92	1.84	1.79	1.74	1.69	1.64	1.58	1.51
60	4.00	3.15	2.76	2.53	2.37	2.25	2.17	2.10	2.04	1.99	1.92	1.84	1.75	1.70	1.65	1.59	1.53	1.47	1.39
120	3.92	3.07	2.68	2.45	2.29	2.17	2.09	2.02	1.96	1.91	1.83	1.75	1.66	1.61	1.55	1.50	1.43	1.35	1.25
∞	3.84	3.00	2.60	2.37	2.21	2.10	2.01	1.94	1.88	1.83	1.75	1.67	1.57	1.52	1.46	1.39	1.32	1.22	1.00

Table 7—F-Distribution (continued)

d.f. _p : Degrees of freedom, denominator	d.f. _q : Degrees of freedom, numerator															∞			
	1	2	3	4	5	6	7	8	9	10	12	15	20	24	30		40	60	120
1	39.86	49.50	53.59	55.83	57.24	58.20	58.91	59.44	59.86	60.19	60.71	61.22	61.74	62.00	62.26	62.53	62.79	63.06	63.33
2	8.53	9.00	9.16	9.24	9.29	9.33	9.35	9.37	9.38	9.39	9.41	9.42	9.44	9.45	9.46	9.47	9.47	9.48	9.49
3	5.54	5.46	5.39	5.34	5.31	5.28	5.27	5.25	5.24	5.23	5.22	5.20	5.18	5.18	5.17	5.16	5.15	5.14	5.13
4	4.54	4.32	4.19	4.11	4.05	4.01	3.98	3.95	3.94	3.92	3.90	3.87	3.84	3.83	3.82	3.80	3.79	3.78	3.76
5	4.06	3.78	3.62	3.52	3.45	3.40	3.37	3.34	3.32	3.30	3.27	3.24	3.21	3.19	3.17	3.16	3.14	3.12	3.10
6	3.78	3.46	3.29	3.18	3.11	3.05	3.01	2.98	2.96	2.94	2.90	2.87	2.84	2.82	2.80	2.78	2.76	2.74	2.72
7	3.59	3.26	3.07	2.96	2.88	2.83	2.78	2.75	2.72	2.70	2.67	2.63	2.59	2.58	2.56	2.54	2.51	2.49	2.47
8	3.46	3.11	2.92	2.81	2.73	2.67	2.62	2.59	2.56	2.54	2.50	2.46	2.42	2.40	2.38	2.36	2.34	2.32	2.29
9	3.36	3.01	2.81	2.69	2.61	2.55	2.51	2.47	2.44	2.42	2.38	2.34	2.30	2.28	2.25	2.23	2.21	2.18	2.16
10	3.29	2.92	2.73	2.61	2.52	2.46	2.41	2.38	2.35	2.32	2.28	2.24	2.20	2.18	2.16	2.13	2.11	2.08	2.06
11	3.23	2.86	2.66	2.54	2.45	2.39	2.34	2.30	2.27	2.25	2.21	2.17	2.12	2.10	2.08	2.05	2.03	2.00	1.97
12	3.18	2.81	2.61	2.48	2.39	2.33	2.28	2.24	2.21	2.19	2.15	2.10	2.06	2.04	2.01	1.99	1.96	1.93	1.90
13	3.14	2.76	2.56	2.43	2.35	2.28	2.23	2.20	2.16	2.14	2.10	2.05	2.01	1.98	1.96	1.93	1.90	1.88	1.85
14	3.10	2.73	2.52	2.39	2.31	2.24	2.19	2.15	2.12	2.10	2.05	2.01	1.96	1.94	1.91	1.89	1.86	1.83	1.80
15	3.07	2.70	2.49	2.36	2.27	2.21	2.16	2.12	2.09	2.06	2.02	1.97	1.92	1.90	1.87	1.85	1.82	1.79	1.76
16	3.05	2.67	2.46	2.33	2.24	2.18	2.13	2.09	2.06	2.03	1.99	1.94	1.89	1.87	1.84	1.81	1.78	1.75	1.72
17	3.03	2.64	2.44	2.31	2.22	2.15	2.10	2.06	2.03	2.00	1.96	1.91	1.86	1.84	1.81	1.78	1.75	1.72	1.69
18	3.01	2.62	2.42	2.29	2.20	2.13	2.08	2.04	2.00	1.98	1.93	1.89	1.84	1.81	1.78	1.75	1.72	1.69	1.66
19	2.99	2.61	2.40	2.27	2.18	2.11	2.06	2.02	1.98	1.96	1.91	1.86	1.81	1.79	1.76	1.73	1.70	1.67	1.63
20	2.97	2.59	2.38	2.25	2.16	2.09	2.04	2.00	1.96	1.94	1.89	1.84	1.79	1.77	1.74	1.71	1.68	1.64	1.61
21	2.96	2.57	2.36	2.23	2.14	2.08	2.02	1.98	1.95	1.92	1.87	1.83	1.78	1.75	1.72	1.69	1.66	1.62	1.59
22	2.95	2.56	2.35	2.22	2.13	2.06	2.01	1.97	1.93	1.90	1.86	1.81	1.76	1.73	1.70	1.67	1.64	1.60	1.57
23	2.94	2.55	2.34	2.21	2.11	2.05	1.99	1.95	1.92	1.89	1.84	1.80	1.74	1.72	1.69	1.66	1.62	1.59	1.55
24	2.93	2.54	2.33	2.19	2.10	2.04	1.98	1.94	1.91	1.88	1.83	1.78	1.73	1.70	1.67	1.64	1.61	1.57	1.53
25	2.92	2.53	2.32	2.18	2.09	2.02	1.97	1.93	1.89	1.87	1.82	1.77	1.72	1.69	1.66	1.63	1.59	1.56	1.52
26	2.91	2.52	2.31	2.17	2.08	2.01	1.96	1.92	1.88	1.86	1.81	1.76	1.71	1.68	1.65	1.61	1.58	1.54	1.50
27	2.90	2.51	2.30	2.17	2.07	2.00	1.95	1.91	1.87	1.85	1.80	1.75	1.70	1.67	1.64	1.60	1.57	1.53	1.49
28	2.89	2.50	2.29	2.16	2.06	2.00	1.94	1.90	1.87	1.84	1.79	1.74	1.69	1.66	1.63	1.59	1.56	1.52	1.48
29	2.89	2.50	2.28	2.15	2.06	1.99	1.93	1.89	1.86	1.83	1.78	1.73	1.68	1.65	1.62	1.58	1.55	1.51	1.47
30	2.88	2.49	2.28	2.14	2.05	1.98	1.93	1.88	1.85	1.82	1.77	1.72	1.67	1.64	1.61	1.57	1.54	1.50	1.46
40	2.84	2.44	2.23	2.09	2.00	1.93	1.87	1.83	1.79	1.76	1.71	1.66	1.61	1.57	1.54	1.51	1.47	1.42	1.38
60	2.79	2.39	2.18	2.04	1.95	1.87	1.82	1.77	1.74	1.71	1.66	1.60	1.54	1.51	1.48	1.44	1.40	1.35	1.29
120	2.75	2.35	2.13	1.99	1.90	1.82	1.77	1.72	1.68	1.65	1.60	1.55	1.48	1.45	1.41	1.37	1.32	1.26	1.19
∞	2.71	2.30	2.08	1.94	1.85	1.77	1.72	1.67	1.63	1.60	1.55	1.49	1.42	1.38	1.34	1.30	1.24	1.17	1.00

From M. Merrington and C. M. Thompson (1943), Table of Percentage Points of the Inverted Beta (F) Distribution. *Biometrika* 33, pp. 74-87. Reprinted with permission from *Biometrika*.

Table 4 Binomial Probability Distribution $C_{n,r} p^r q^{n-r}$
 This table shows the probability of r successes in n independent trials, each with probability of success p.

n	r	p																			
		.01	.05	.10	.15	.20	.25	.30	.35	.40	.45	.50	.55	.60	.65	.70	.75	.80	.85	.90	.95
2	0	.980	.902	.810	.723	.640	.563	.490	.423	.360	.303	.250	.203	.160	.123	.090	.063	.040	.023	.010	.002
	1	.020	.095	.180	.255	.320	.375	.420	.455	.480	.495	.500	.495	.480	.455	.420	.375	.320	.255	.180	.095
	2	.000	.002	.010	.023	.040	.063	.090	.123	.160	.203	.250	.303	.360	.423	.490	.563	.640	.723	.810	.902
3	0	.970	.857	.729	.614	.512	.422	.343	.275	.216	.166	.125	.091	.064	.043	.027	.016	.008	.003	.001	.000
	1	.029	.135	.243	.325	.384	.422	.441	.444	.432	.408	.375	.334	.288	.239	.189	.141	.096	.057	.027	.007
	2	.000	.007	.027	.057	.096	.141	.189	.239	.288	.334	.375	.408	.432	.444	.441	.422	.384	.325	.243	.135
4	3	.000	.000	.001	.003	.008	.016	.027	.043	.064	.091	.125	.166	.216	.275	.343	.422	.512	.614	.729	.857
	0	.961	.815	.656	.522	.410	.316	.240	.179	.130	.092	.062	.041	.026	.015	.008	.004	.002	.001	.000	.000
	1	.039	.171	.292	.368	.410	.422	.412	.384	.346	.300	.250	.200	.154	.112	.076	.047	.026	.011	.004	.000
5	2	.001	.014	.049	.098	.154	.211	.265	.311	.346	.368	.375	.368	.346	.311	.265	.211	.154	.098	.049	.014
	3	.000	.000	.004	.011	.026	.047	.076	.112	.154	.200	.250	.300	.346	.384	.412	.422	.410	.368	.292	.171
	4	.000	.000	.000	.001	.002	.004	.008	.015	.026	.041	.062	.092	.130	.179	.240	.316	.410	.522	.656	.815
6	0	.951	.774	.590	.444	.328	.237	.168	.116	.078	.050	.031	.019	.010	.005	.002	.001	.000	.000	.000	.000
	1	.048	.204	.328	.392	.410	.396	.360	.312	.259	.206	.156	.113	.077	.049	.028	.015	.006	.002	.000	.000
	2	.001	.021	.073	.138	.205	.264	.309	.336	.346	.337	.312	.276	.230	.181	.132	.088	.051	.024	.008	.001
7	3	.000	.001	.008	.024	.051	.088	.132	.181	.230	.276	.312	.337	.346	.336	.309	.264	.205	.138	.073	.021
	4	.000	.000	.000	.002	.006	.015	.028	.049	.077	.113	.156	.206	.259	.312	.360	.396	.410	.392	.328	.204
	5	.000	.000	.000	.000	.000	.001	.002	.005	.010	.019	.031	.050	.078	.116	.168	.237	.328	.444	.590	.774
6	0	.941	.735	.531	.377	.262	.178	.118	.075	.047	.028	.016	.008	.004	.002	.001	.000	.000	.000	.000	.000
	1	.057	.232	.354	.399	.393	.356	.303	.244	.187	.136	.094	.061	.037	.020	.010	.004	.002	.000	.000	.000
	2	.001	.031	.098	.176	.246	.297	.324	.328	.311	.278	.234	.186	.138	.095	.060	.033	.015	.006	.001	.000
7	3	.000	.002	.015	.042	.082	.132	.185	.236	.276	.303	.312	.303	.276	.236	.185	.132	.082	.042	.015	.002
	4	.000	.000	.001	.006	.015	.033	.060	.095	.138	.186	.234	.278	.311	.328	.324	.297	.246	.176	.098	.031
	5	.000	.000	.000	.000	.002	.004	.010	.020	.037	.061	.094	.136	.187	.244	.303	.356	.393	.399	.354	.232
7	6	.000	.000	.000	.000	.000	.000	.001	.002	.004	.008	.016	.028	.047	.075	.118	.178	.262	.377	.531	.735
	0	.932	.698	.478	.321	.210	.133	.082	.049	.028	.015	.008	.004	.002	.001	.000	.000	.000	.000	.000	.000
	1	.066	.257	.372	.396	.367	.311	.247	.185	.131	.087	.055	.032	.017	.008	.004	.001	.000	.000	.000	.000
7	2	.002	.041	.124	.210	.275	.311	.318	.299	.261	.214	.164	.117	.077	.047	.025	.012	.004	.001	.000	.000
	3	.000	.004	.023	.062	.115	.173	.227	.268	.290	.292	.273	.239	.194	.144	.097	.058	.029	.011	.003	.000
	4	.000	.000	.003	.011	.029	.058	.097	.144	.194	.239	.273	.292	.290	.268	.227	.173	.115	.062	.023	.004
7	5	.000	.000	.000	.001	.004	.012	.025	.047	.077	.117	.164	.214	.261	.299	.318	.311	.275	.210	.124	.041
	6	.000	.000	.000	.000	.000	.001	.004	.008	.017	.032	.055	.087	.131	.185	.247	.311	.367	.396	.372	.257
	7	.000	.000	.000	.000	.000	.000	.000	.001	.002	.004	.008	.015	.028	.049	.082	.133	.210	.321	.478	.698

Table 4 continued

<i>n</i>	<i>r</i>	.01	.05	.10	.15	.20	.25	.30	.35	.40	.45	.50	.55	.60	.65	.70	.75	.80	.85	.90	.95	
16	2	.010	.146	.275	.277	.211	.134	.073	.035	.015	.006	.002	.001	.000	.000	.000	.000	.000	.000	.000	.000	
	3	.000	.036	.142	.229	.246	.208	.146	.089	.047	.022	.009	.003	.001	.000	.000	.000	.000	.000	.000	.000	
	4	.000	.006	.051	.131	.200	.225	.204	.204	.155	.101	.057	.028	.011	.004	.001	.000	.000	.000	.000	.000	.000
	5	.000	.001	.014	.056	.120	.180	.210	.210	.201	.162	.112	.067	.034	.014	.005	.001	.000	.000	.000	.000	.000
	6	.000	.000	.003	.018	.055	.110	.165	.165	.198	.198	.168	.122	.075	.039	.017	.006	.001	.000	.000	.000	.000
	7	.000	.000	.000	.005	.020	.052	.101	.101	.152	.189	.197	.175	.132	.084	.044	.019	.006	.001	.000	.000	.000
	8	.000	.000	.000	.001	.006	.020	.049	.049	.092	.142	.181	.196	.181	.142	.092	.049	.020	.006	.001	.000	.000
	9	.000	.000	.000	.000	.001	.006	.019	.019	.044	.084	.132	.175	.197	.189	.152	.101	.052	.020	.005	.000	.000
	10	.000	.000	.000	.000	.000	.001	.006	.006	.017	.039	.075	.122	.168	.198	.165	.110	.055	.018	.003	.000	.000
	11	.000	.000	.000	.000	.000	.000	.000	.001	.005	.014	.034	.067	.112	.162	.201	.210	.180	.120	.056	.014	.001
	12	.000	.000	.000	.000	.000	.000	.000	.000	.001	.004	.011	.028	.057	.101	.155	.204	.225	.200	.131	.051	.006
	13	.000	.000	.000	.000	.000	.000	.000	.000	.000	.001	.003	.009	.022	.047	.089	.146	.208	.246	.229	.142	.036
	14	.000	.000	.000	.000	.000	.000	.000	.000	.000	.000	.001	.002	.006	.015	.035	.073	.134	.211	.277	.275	.146
	15	.000	.000	.000	.000	.000	.000	.000	.000	.000	.000	.000	.000	.001	.003	.009	.023	.053	.113	.210	.329	.371
	16	.000	.000	.000	.000	.000	.000	.000	.000	.000	.000	.000	.000	.000	.000	.001	.003	.010	.028	.074	.185	.440
	20	0	.818	.358	.122	.039	.012	.003	.001	.000	.000	.000	.000	.000	.000	.000	.000	.000	.000	.000	.000	.000
1		.165	.377	.270	.137	.058	.021	.007	.002	.000	.000	.000	.000	.000	.000	.000	.000	.000	.000	.000	.000	.000
2		.016	.189	.285	.229	.137	.067	.028	.010	.003	.001	.000	.000	.000	.000	.000	.000	.000	.000	.000	.000	.000
3		.001	.060	.190	.243	.205	.134	.072	.032	.012	.004	.001	.001	.000	.000	.000	.000	.000	.000	.000	.000	.000
4		.000	.013	.090	.182	.218	.190	.130	.074	.035	.014	.005	.001	.000	.000	.000	.000	.000	.000	.000	.000	.000
5		.000	.002	.032	.103	.175	.202	.179	.127	.075	.036	.015	.005	.001	.000	.000	.000	.000	.000	.000	.000	.000
6		.000	.000	.009	.045	.109	.169	.192	.171	.124	.075	.037	.015	.005	.001	.000	.000	.000	.000	.000	.000	.000
7		.000	.000	.002	.016	.055	.112	.164	.184	.166	.122	.074	.037	.015	.005	.001	.000	.000	.000	.000	.000	.000
8		.000	.000	.000	.005	.022	.061	.114	.161	.180	.162	.120	.073	.035	.014	.005	.001	.000	.000	.000	.000	.000
9		.000	.000	.000	.001	.007	.027	.065	.116	.160	.177	.160	.119	.075	.034	.012	.003	.003	.000	.000	.000	.000
10		.000	.000	.000	.000	.002	.010	.031	.069	.117	.159	.176	.159	.119	.071	.031	.010	.002	.000	.000	.000	.000
11		.000	.000	.000	.000	.000	.003	.012	.034	.071	.119	.160	.177	.160	.116	.065	.031	.010	.002	.000	.000	.000
12		.000	.000	.000	.000	.000	.001	.004	.014	.035	.073	.120	.162	.162	.180	.161	.114	.061	.022	.005	.000	.000
13		.000	.000	.000	.000	.000	.000	.001	.005	.015	.037	.074	.122	.166	.184	.164	.164	.112	.055	.016	.002	.000
14		.000	.000	.000	.000	.000	.000	.000	.001	.005	.015	.037	.075	.124	.171	.192	.192	.169	.109	.045	.009	.000
15		.000	.000	.000	.000	.000	.000	.000	.000	.001	.005	.015	.036	.075	.127	.179	.202	.175	.103	.032	.002	.000
16	.000	.000	.000	.000	.000	.000	.000	.000	.000	.001	.005	.014	.036	.074	.130	.190	.218	.182	.090	.013	.000	
17	.000	.000	.000	.000	.000	.000	.000	.000	.000	.000	.001	.004	.012	.032	.072	.134	.205	.243	.190	.060	.000	
18	.000	.000	.000	.000	.000	.000	.000	.000	.000	.000	.000	.000	.001	.003	.010	.028	.067	.137	.229	.285	.189	
19	.000	.000	.000	.000	.000	.000	.000	.000	.000	.000	.000	.000	.000	.000	.002	.007	.021	.058	.137	.270	.377	
20	.000	.000	.000	.000	.000	.000	.000	.000	.000	.000	.000	.000	.000	.000	.000	.001	.003	.012	.039	.122	.358	